



New PSEO Student Information Guide 2024-2025



Post-Secondary Enrollment Option (PSEO) is a program that allows eligible 11th and 12th grade students to earn college credit while in high school. Students will earn both high school and college credit simultaneously.

Learn more about PSEO by reviewing the information provided in this manual.

What is PSEO?

- Post-Secondary Enrollment Option: allows high school students the opportunity to take college-level classes.
- You can earn both high school and college-level credit simultaneously
- Through PSEO, you may take courses:
 - On the MSU Campus
 - Online (if offered)



What are the Benefits of PSEO?

- Helps you prepare for the rigor and speed of post-secondary courses
- A chance to transition to college with the support of a familiar home environment
- Opportunity for you to earn university credit at no cost
- Introduces new cultures to prepare you for a global society
- Promotes self-advocacy
- Access to university resources



What is Financially Covered?

- **What's covered?**
 - Tuition
 - Textbooks
- **What's not covered?**
 - Transportation to campus
 - Parking permit
 - University meal plan
 - Textbooks not returned by the due date
 - Basic school supplies (notebooks, pens)
 - Computers/laptops
 - Extra/cocurricular activity fees
 - Mailing back textbooks to campus



Minnesota State University, Mankato

- 4-year public university
- 14,000 students
 - 1,300 international students
- 20:1 student to faculty ratio
- 900 service faculty
- Division I and Division II athletic teams
- Abundance of resources to help you succeed:
 - [Center for Academic Success](#)
 - [Career Development Center](#)
 - [Student Activities Center](#)
 - [PSEO Office](#)
 - [MavPASS](#)



How Can You Be Admitted?

- **Seniors:**
 - Rank in the top 50% of their high school class (minimum ACT required) OR
 - Maintain at or above a 3.0 cumulative GPA (on a 4.0 scale) (minimum ACT required) OR
 - Achieve a 21 or higher composite score on the ACT (minimum GPA required)
- **Juniors:**
 - Must rank in the top 1/3 of their high school class OR
 - Maintain at or above a 3.3 GPA (on a 4.0 scale) OR
 - Achieve a 24 or higher composite score on the ACT (minimum GPA required)
- **Home School Students:**
 - Seniors must have a composite ACT score of 21 or higher
 - Juniors must have a composite ACT score of 24 or higher

**ACT scores no longer required for admission


**Admission is automatic, there is no appeal process for PSEO

What Does the Admission Process Look Like?

- **You need to submit the following information to be considered for PSEO:**
 - An application to campus: mnsu.edu/apply
 - Current high school transcripts
 - Minnesota Department Notice of Student Registration form
 - ACT test results (if applicable)
- Fall semester application deadline: April 1
- Spring semester application deadline: October 1
- PSEO students do not need to pay the application fee of \$20



Need Help Applying?



Applying is simple: [watch THIS video](#) or review the [step-by-step tutorial](#) to understand how to apply to the PSEO program.

Please plan for **30 minutes** to complete the online application.

Transcripts cannot be uploaded to the online application. Send transcripts to pseo@mnsu.edu.

You're accepted... Congratulations! Now what?

- After you have applied and your transcripts have been submitted, application processing generally takes 10-15 business days.
- **Once accepted, you will receive an email from the PSEO Office beginning May 1st inviting you to access the online orientation on D2L.**
- Orientation will inform you about the registration process, class selection, MavMail, and many other things to help acclimate yourself to the university!



What Does the Orientation Process Look Like?

- Orientation will be online through the Minnesota State University, Mankato D2L page.
- You can complete your orientation at your own pace. There is no scheduled meeting times for orientation.
- You will review videos and information guides that will help prepare you for the registration process and the upcoming semester.
- You must complete your orientation prior to registering for classes on e-services.




What Does the Registration Process Look Like?

- Once you have completed your orientation, you can register for classes on e-services.
- You will register from home, with virtual assistance from academic advisors (if needed).
- You are strongly encouraged to speak with your high school guidance counselor prior to registering for classes to ensure you are taking courses that will fulfill high school graduation requirements.
- Fall 2024 Registration: Last week of July
- Spring 2025 Registration: First week of December



Academic Expectations & Standards

- Remember, you are a high school student first, the classes you take should also count towards high school graduation.
- PSEO students can register for a maximum of 18 credits per semester.
- You can register for classes that still have available seats. Early registration will not be approved for PSEO students.
- PSEO students cannot register for classes that exceed \$100 in additional fees.
- PSEO students cannot live on campus.
- PSEO students must abide by university academic policies and expectations.




What Happens After Orientation & Registration?

- **You will have roughly three weeks after you register to complete the following:**
 - ✓ Share your class schedule with your guidance counselor to ensure the courses will not interfere high school graduation.
 - ✓ Get comfortable with your Minnesota State University, Mankato email called "MavMail."
 - ✓ Pick-up your MavCard from the MavCard Office
 - ✓ Order your required textbook materials
 - ✓ Buy a parking pass (if desired)
 - ✓ Secure transportation to and from campus
 - ✓ Walk around campus and get familiar with where your classes will be
 - ✓ Purchase a meal plan (if desired)
 - ✓ Attend welcome week events (optional)

TO DO LIST:

- _____
- _____
- _____
- _____
- _____
- _____
- _____
- _____
- _____
- _____
- _____
- _____
- _____
- _____
- _____
- _____



First Week of Class

- **During the first week of class, you should complete the following to ensure a successful first week:**
 - ✓ Attend all your classes
 - ✓ Read the syllabus for each course
 - ✓ Make a weekly class/study plan or schedule
 - ✓ Locate study spots on campus, computer labs, resources, and services
 - ✓ Check your Minnesota State Mankato email regularly
 - ✓ Check D2L Brightspace regularly
 - ✓ Go to events and get connected on campus
- **First day of Fall 2024 semester:** Monday, August 26
- **First day of Spring 2025 semester:** Monday, January 13



Throughout the Semester

1. Practice proper study skills

- ✓ Utilize the [Center for Academic Success](#). Tutors can guide you through the process of writing an effective paper, preparing for an important exam, or completing a challenging assignment.

2. Time/priority management

- ✓ Invest in a planner. Time block when you will be going to class, studying, traveling to and from campus, and participating in high school events.

3. Campus engagement & seeking out help

- ✓ Studies show that students who are more involved on campus are more likely to succeed in their schoolwork and make connections. **Get involved in a [student organization](#) or attend a [MavPASS session to get help in your classes!](#)** Contact your PSEO advisor if you ever need help!

- **Last day of Fall 2024 Semester:** December 13
- **Last day of Spring 2025 Semester:** May 9

Timeline: Fall Start

Students interested in taking fall classes should complete the application process months ahead of time.

Provide below is the recommended timeline for applying and class registration:

- **February–April:** apply for admission
- **May–July:** orientation
- **July:** class registration
- **August:** classes start

Students should plan to apply months ahead of time is because it will take time for the University Admissions Department to process the hundreds of applications that come in during that time for PSEO.

- Being proactive about the application process is important.
- After a student has been accepted and they've gone through the online orientation, they can register for classes in late July, prior to classes starting.

Timeline: Spring Start

Students interested in taking spring classes should complete the application process months ahead of time.

Provide below is the recommended timeline for applying and class registration:

- **August–October:** apply for admission
- **November:** orientation
- **December:** class registration
- **January:** classes start

Students should plan to apply months ahead of time is because it will take time for the University Admissions Department to process the hundreds of applications that come in during that time for concurrent enrollment.

- Being proactive about the application process is important.
- After a student has been accepted and they've gone through the online orientation, they can register for classes in mid-December, prior to classes starting.

University Resources

[Memorial Library](#) - utilize the online library for resources regarding journal articles, newspapers, books, eBooks, streaming videos, and more.

[Center for Academic Success](#) – schedule a [virtual appointment](#) with an academic tutor for subjects ranging from math, science, business to English, writing, and languages. Students will learn how they can provide their study habits, acquire more effective academic skills, and achieve better grades.

[Career Development Center](#) - learn how to build your resume, search for part-time jobs, practice mock interviews, attend job fairs, and more through the Career Development Center!

[Accessibility Resources](#) – connect with the Accessibility Resources Center if you need accommodations for a course. Services routinely provided include alternative testing (including extended time, distraction free, scribes, readers), note-taking, assistive technology, sign language interpreting, text in alternate format, priority registration, alternative housing accommodations, and advocacy. Other accommodations may be available in response to individual needs.

See also: [Diversity & Inclusion](#), [LGBT Center](#), [Women's Center](#), [Counseling Center](#), [MavPASS](#)

PSEO/Concurrent Enrollment Office

- **PSEO Advisors help with:**
 - Referrals
 - Understanding general education requirements
 - Class selection/recommendations
 - Trouble-shooting registration problems
 - Transferring credits
- Contact information: pseo@mnsu.edu
- Office location: Armstrong Hall 313



Transferring Credits

- Concurrent enrollment is an excellent opportunity for students to work ahead and complete general education credits.
- MSU, Mankato is a part of the Minnesota Transfer Curriculum or MnTC, which is a 40-credit package of general education courses.
 - The credits will transfer to any Minnesota State College & university, the University of Minnesota Campuses, and some private colleges.
 - Students can work with their concurrent enrollment advisor to determine how classes would transfer to out-of-state schools and they can use [transferology.com](https://www.transferology.com) to find out on their own too!



TRANSFER
PATHWAYS